




THE WORLD GAMES

DESKTOP INSTRUCTIONS

1. Visit our ticketing website (am.ticketmaster.com/twg2022) and click on Sign In (top right hand corner)



2. Enter the email address you used to purchase the tickets and the password that was created at the time of purchase. If you have forgotten your password, click forgot password and follow the prompts.

Sign In to The World Games 2022

Powered by *ticketmaster*

Important Account Update

You can now use the same email and password for both your The World Games 2022 ticket account and your Ticketmaster account.

The World Games 2022 ticket holder? Use your existing email to sign in and update your password if prompted.

New here? Use your Ticketmaster email and password.

[Learn More](#)

Email Address

Password

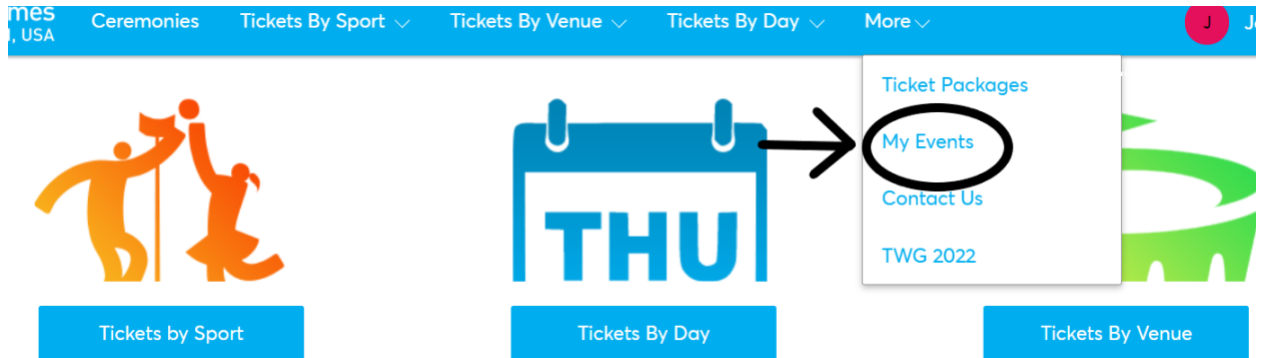
 [SHOW](#)

Remember Email [Forgot Password?](#)

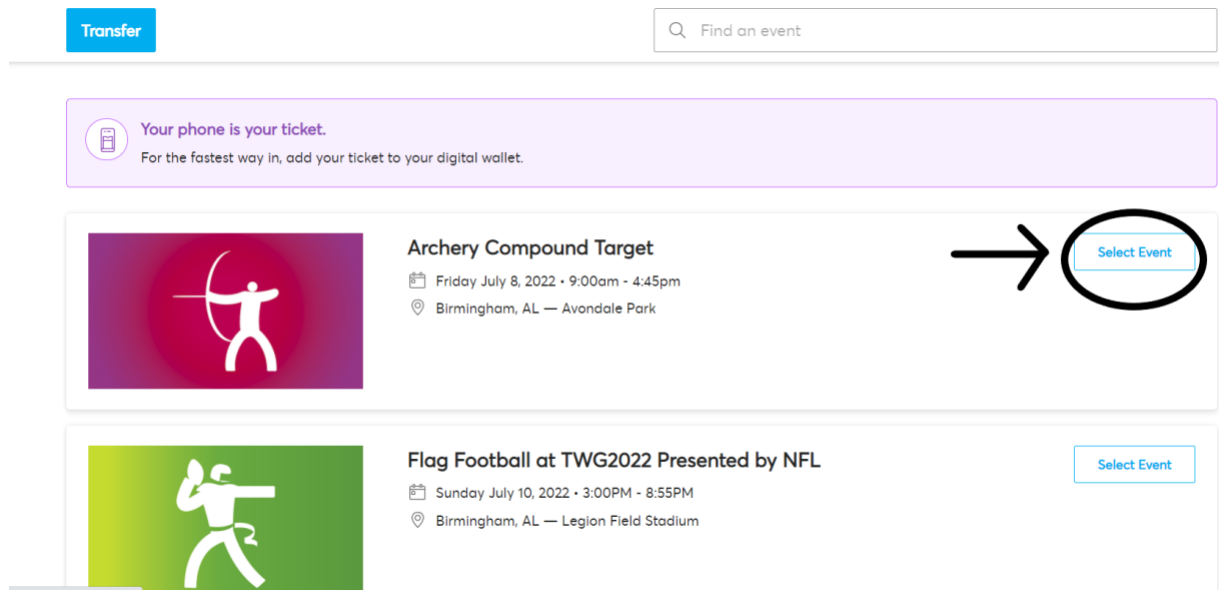


THE WORLD GAMES

- Once logged in, click on the “More” at the top of the screen and in the dropdown menu, select “My Events”



- This page will list all of the sessions that you have tickets for. From here you can select the event.



- The next page is a listing of all of your tickets. Please note, if you are on a computer, there will be NO BARCODE. The barcode will only appear on a mobile device. We will scan your ticket from your mobile device for entrance to the events.

From here you can also transfer your tickets if you need.